



[SARC Home](#) » Marin County Juvenile Court

2019–2020 School Accountability Report Card

About This School

[Translation Disclaimer](#)

Contact Information (School Year 2020–2021)

Select Language ▼

Powered by [Google Translate](#)

District Contact Information (School Year 2020–2021)

District Name Marin County Office of Education

Phone Number (415) 472-4110

Superintendent Mary Jane Burke

Email Address mjburke@marinschools.org

Website www.marinschools.org

School Contact Information (School Year 2020–2021)

School Name Marin County Juvenile Court

Street 16 Jeannette Prandi Way

City, State, Zip San Rafael, Ca, 94903-1843

Phone Number 415-499-5803

Principal Ken Lippi, Assistant Superintendent

Email Address klippi@marinschools.org

Website www.marinschools.org

**County-District-School
(CDS) Code** 21102150113183

Last updated: 1/6/2021

School Description and Mission Statement (School Year 2020–2021)

The Marin County Juvenile Court School program is part of the Marin County Office of Education and serves students who are detained in Marin County Juvenile Hall following an arrest as a result of probation violation, or pending court placement decisions. The goal of the program is to serve students in custody and to prepare them to successfully return to district schools by helping them to re-establish appropriate school behavior and maintain academic progress. Students may also complete high school graduation requirements or complete a High School Equivalency Test (HSET) certificate within our program to successfully transition to the world of work or higher education.

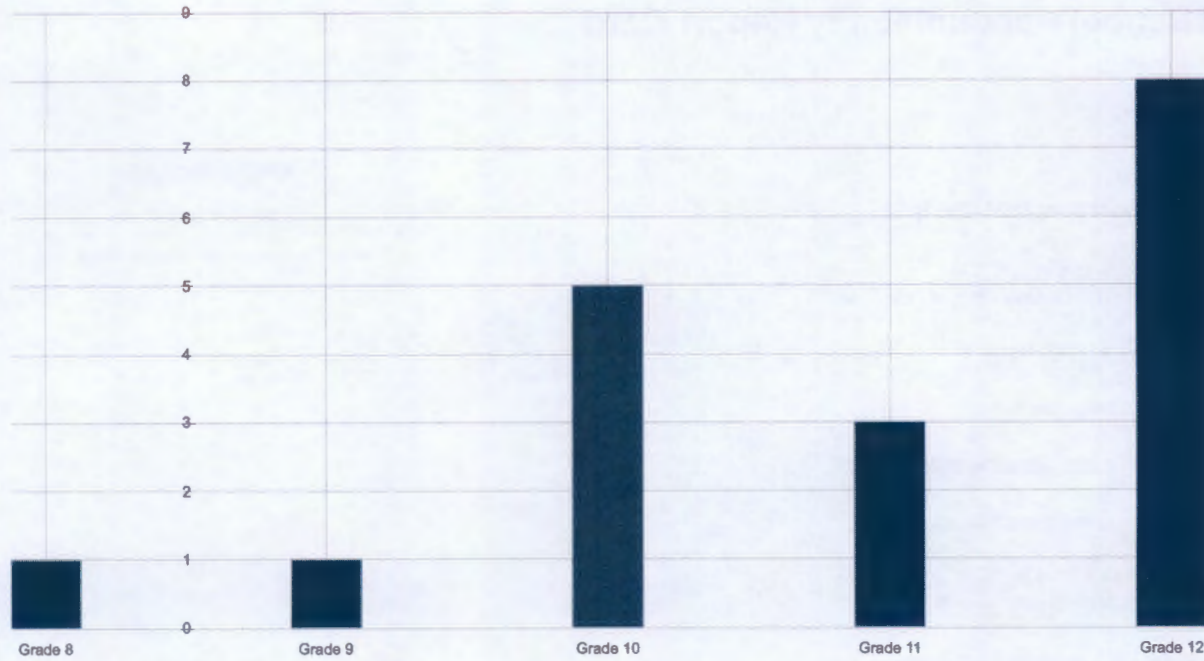
Last updated: 1/6/2021

Student Enrollment by Grade Level (School Year 2019–2020)

*Note: These enrollment numbers are not reflective of the total number of unduplicated students across the 2019-2020 school year - rather a snapshot of those students that were incarcerated at one point in time.

Grade Level	Number of Students
Grade 8	1
Grade 9	1

Grade Level	Number of Students
Grade 10	5
Grade 11	3
Grade 12	8
Total Enrollment	18



Last updated: 1/6/2021

Student Enrollment by Student Group (School Year 2019–2020)

Student Group	Percent of Total Enrollment
Black or African American	11.10 %
American Indian or Alaska Native	%
Asian	5.60 %
Filipino	%
Hispanic or Latino	83.30 %
Native Hawaiian or Pacific Islander	%
White	%
Two or More Races	%
Student Group (Other)	Percent of Total Enrollment
Socioeconomically Disadvantaged	100.00 %
English Learners	44.40 %
Students with Disabilities	33.30 %
Foster Youth	22.20 %
Homeless	%



2019–2020 School Accountability Report Card

A. Conditions of Learning

State Priority: Basic

The SARC provides the following information relevant to the State priority: Basic (Priority 1):

- Degree to which teachers are appropriately assigned and fully credentialed in the subject area and for the pupils they are teaching;
- Pupils have access to standards-aligned instructional materials; and
- School facilities are maintained in good repair

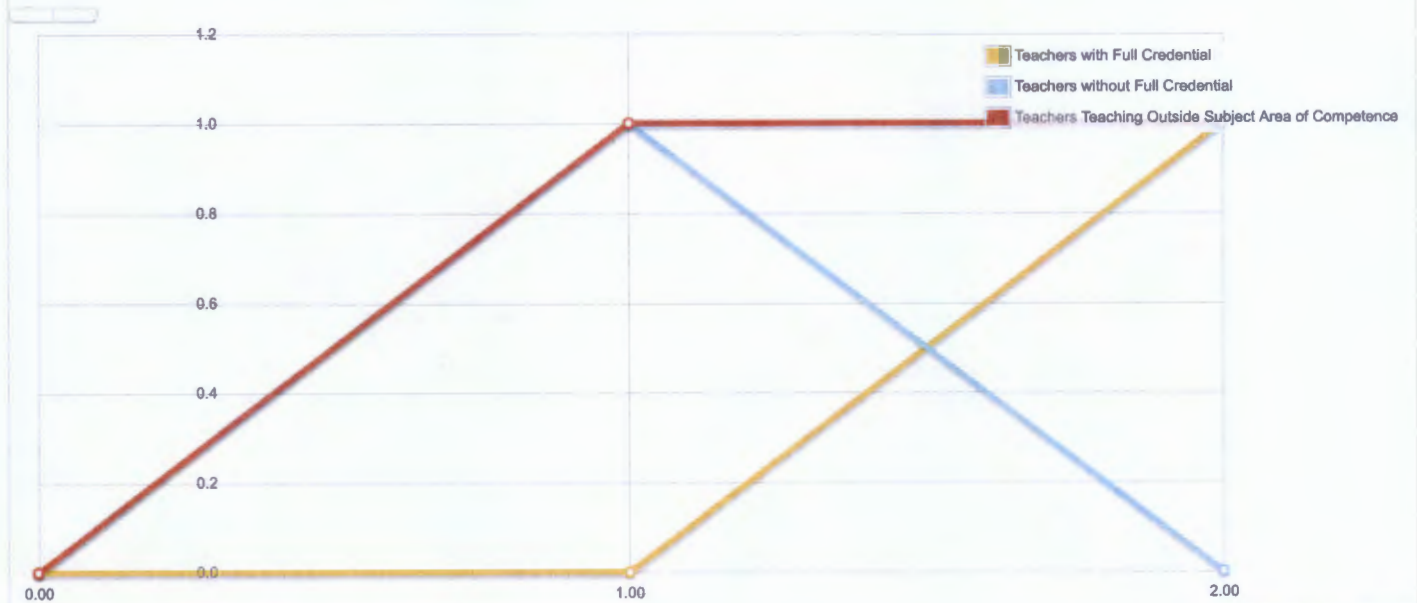
[Translation Disclaimer](#)

Select Language ▼

Powered by [Google Translate](#)

Teacher Credentials

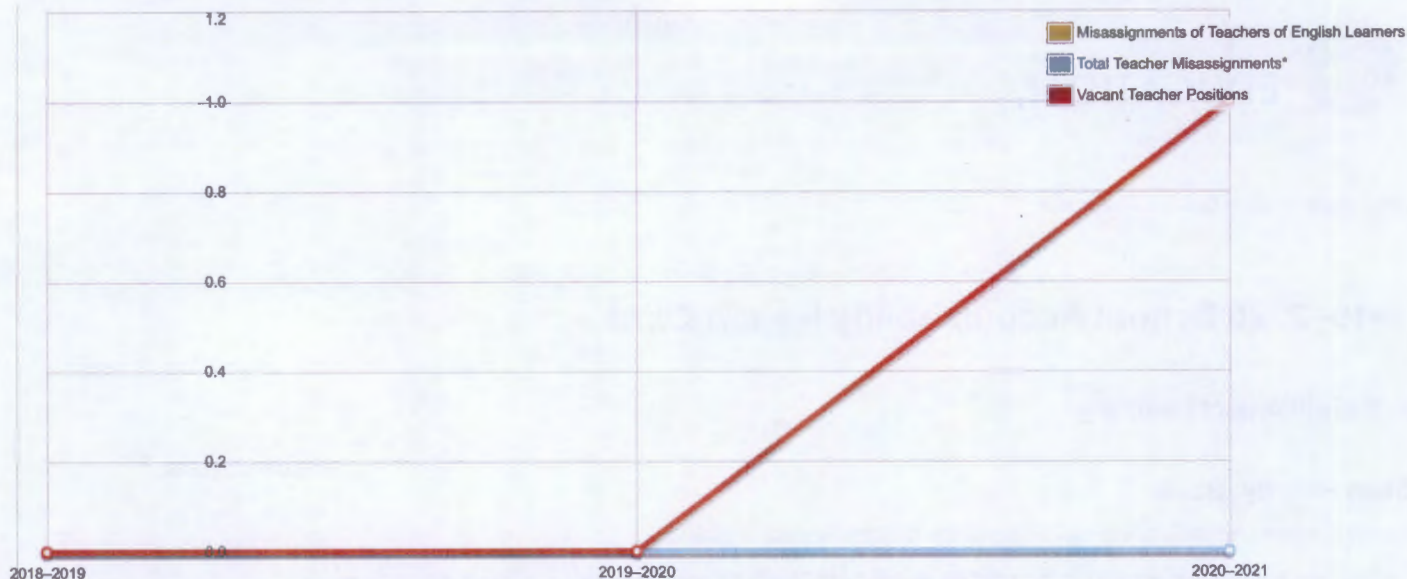
Teachers	School 2018–2019	School 2019–2020	School 2020–2021	District 2020–2021
With Full Credential	0	0	1	34
Without Full Credential	0	1	0	4
Teachers Teaching Outside Subject Area of Competence (with full credential)	0	1	1	1



Last updated: 1/6/2021

Teacher Misassignments and Vacant Teacher Positions

Indicator	2018–2019	2019–2020	2020–2021
Misassignments of Teachers of English Learners	0	0	0
Total Teacher Misassignments*	0	0	0
Vacant Teacher Positions	0	0	1



Note: "Misassignments" refers to the number of positions filled by teachers who lack legal authorization to teach that grade level, subject area, student group, etc.
 * Total Teacher Misassignments includes the number of Misassignments of Teachers of English Learners.

Last updated: 1/6/2021

Quality, Currency, Availability of Textbooks and Other Instructional Materials (School Year 2020–2021)

Marin County Office of Education Alternative Education programs, including Juvenile Court, use a variety of materials to ensure that students enrolled in their programs are engaged and learning. The list of materials includes those that are State adopted and approved as well as those that supplement and extend the learning for this unique population.

Year and month in which the data were collected: December 2020

Subject	Textbooks and Other Instructional Materials/year of Adoption	From Most Recent Adoption?	Percent Students Lacking Own Assigned Copy
Reading/Language Arts	<ul style="list-style-type: none"> World of Vocabulary, Pearson, 2007 Prentice-Hall Literature Series, 2005 English Composition, Globe Fearon, 2005 Elements of Writing, Holt Dressmaker of Khair Khana Half the Sky: Turning Oppression I Am Malala I Am Nujood, Age 10 and Divorced Night Voices from the March on W Washington Voices from the Trail of Tears 	Yes	0.00 %
Mathematics	<ul style="list-style-type: none"> Big Ideas Mathematics CK-12 Flexbooks - Online Algebra II, McDougal Littell, 2007 Algebra I, Concepts and Skills, McDougal Littell, 2005 Geometry and Concept Skills, McDougal Littell, 2005 	Yes	0.00 %
Science	<ul style="list-style-type: none"> CK-12 Flexbooks, Online Hands-on IT eams, 2013 Spectrum Science, Holt, 2005 Life Science, Globe Fearon, 2005 Physical Science, Globe Fearon, 2005 Earth Science, AGS. 2004 		0.00 %
History-Social Science	<ul style="list-style-type: none"> PLATO Online Learning, 2013 American Nation, Prentice Hall, 2006 US History, AGS, 2005 		0.00 %
Foreign Language	N/A		0.00 %

Subject	Textbooks and Other Instructional Materials/year of Adoption	From Most Recent Adoption?	Percent Students Lacking Own Assigned Copy
Health			0.00 %
Visual and Performing Arts	<ul style="list-style-type: none"> • Health, Glencoe, 2005 • Globe Health, Globe Fearon, 2004 • Health, Holt, 2004 		0.0 %
Science Lab Eqpmt (Grades 9-12)	N/A	N/A	0.0 %

Note: Cells with N/A values do not require data.

Last updated: 1/6/2021

School Facility Conditions and Planned Improvements

Juvenile Hall facilities are not operated by the Marin County Office of Education.

Last updated: 1/6/2021

Questions: SARC TEAM | sarc@cde.ca.gov | 916-319-0406

California Department of Education
 1430 N Street
 Sacramento, CA 95814

2019–2020 School Accountability Report Card

B. Pupil Outcomes

[Translation Disclaimer](#)

Select Language ▼

Powered by [Google Translate](#)

State Priority: Pupil Achievement

The SARC provides the following information relevant to the State priority: Pupil Achievement (Priority 4):

- **Statewide assessments** (i.e., California Assessment of Student Performance and Progress [CAASPP] System, which includes the Smarter Balanced Summative Assessments for students in the general education population and the California Alternate Assessments [CAAs] for English language arts/literacy [ELA] and mathematics given in grades three through eight and grade eleven. Only eligible students may participate in the administration of the CAAs. CAAs items are aligned with alternate achievement standards, which are linked with the Common Core State Standards [CCSS] for students with the most significant cognitive disabilities); and
- The percentage of students who have successfully completed courses that satisfy the requirements for entrance to the University of California and the California State University, or career technical education sequences or programs of study.

CAASPP Test Results in ELA and Mathematics for All Students

Grades Three through Eight and Grade Eleven

Percentage of Students Meeting or Exceeding the State Standard

Due to the nature of the student population at Juvenile Court, the majority of the students have their standardized test scores reflected in the other Marin County Office of Education Alternative Education programs. Students move fluidly through the programs in an effort to maintain attendance in school and achieve the goal of graduation and work readiness. The Alternative Education programs work in concert to ensure students are receiving constant education despite the other social and/or emotional challenges they may be facing.

LCAP goals for the Marin County Office of Education continue to reflect an emphasis on parent engagement, student attendance and participation and high quality professional development for students who are the most at risk and/or in crisis.

Subject	School 2018–2019	School 2019–2020	District 2018–2019	District 2019–2020	State 2018–2019	State 2019–2020
English Language Arts / Literacy (grades 3-8 and 11)			11.0%		50%	
Mathematics (grades 3-8 and 11)			8.0%		39%	

Note: Cells with N/A values do not require data.

Note: The 2019–2020 data are not available. Due to the COVID-19 pandemic, Executive Order N-30-20 was issued which waived the requirement for statewide testing for the 2019–2020 school year.

Note: Percentages are not calculated when the number of students tested is ten or less, either because the number of students in this category is too small for statistical accuracy or to protect student privacy.

Note: ELA and mathematics test results include the Smarter Balanced Summative Assessment and the CAA. The "Percent Met or Exceeded" is calculated by taking the total number of students who met or exceeded the standard on the Smarter Balanced Summative Assessment plus the total number of students who met the standard (i.e., achieved Level 3-Alternate) on the CAAs divided by the total number of students who participated in both assessments.

Last updated: 1/6/2021

CAASPP Test Results in ELA by Student Group
Grades Three through Eight and Grade Eleven (School Year 2019–2020)

Student Group	Total Enrollment	Number Tested	Percent Tested	Percent Not Tested	Percent Met or Exceeded
All Students	N/A	N/A	N/A	N/A	N/A
Male	N/A	N/A	N/A	N/A	N/A
Female	N/A	N/A	N/A	N/A	N/A
Black or African American	N/A	N/A	N/A	N/A	N/A
American Indian or Alaska Native	N/A	N/A	N/A	N/A	N/A
Asian	N/A	N/A	N/A	N/A	N/A
Filipino	N/A	N/A	N/A	N/A	N/A
Hispanic or Latino	N/A	N/A	N/A	N/A	N/A
Native Hawaiian or Pacific Islander	N/A	N/A	N/A	N/A	N/A
White	N/A	N/A	N/A	N/A	N/A
Two or More Races	N/A	N/A	N/A	N/A	N/A
Socioeconomically Disadvantaged	N/A	N/A	N/A	N/A	N/A
English Learners	N/A	N/A	N/A	N/A	N/A
Students with Disabilities	N/A	N/A	N/A	N/A	N/A
Students Receiving Migrant Education Services	N/A	N/A	N/A	N/A	N/A
Foster Youth	N/A	N/A	N/A	N/A	N/A
Homeless	N/A	N/A	N/A	N/A	N/A

Note: Cells with N/A values do not require data.

Note: The 2019–2020 data are not available. Due to the COVID-19 pandemic, Executive Order N-30-20 was issued which waived the requirement for statewide testing for the 2019–2020 school year.

Last updated: 1/6/2021

CAASPP Test Results in Mathematics by Student Group
Grades Three through Eight and Grade Eleven (School Year 2019–2020)

Student Group	Total Enrollment	Number Tested	Percent Tested	Percent Not Tested	Percent Met or Exceeded
All Students	N/A	N/A	N/A	N/A	N/A
Male	N/A	N/A	N/A	N/A	N/A
Female	N/A	N/A	N/A	N/A	N/A
Black or African American	N/A	N/A	N/A	N/A	N/A
American Indian or Alaska Native	N/A	N/A	N/A	N/A	N/A
Asian	N/A	N/A	N/A	N/A	N/A
Filipino	N/A	N/A	N/A	N/A	N/A
Hispanic or Latino	N/A	N/A	N/A	N/A	N/A
Native Hawaiian or Pacific Islander	N/A	N/A	N/A	N/A	N/A
White	N/A	N/A	N/A	N/A	N/A
Two or More Races	N/A	N/A	N/A	N/A	N/A
Socioeconomically Disadvantaged	N/A	N/A	N/A	N/A	N/A
English Learners	N/A	N/A	N/A	N/A	N/A
Students with Disabilities	N/A	N/A	N/A	N/A	N/A
Students Receiving Migrant Education Services	N/A	N/A	N/A	N/A	N/A
Foster Youth	N/A	N/A	N/A	N/A	N/A
Homeless	N/A	N/A	N/A	N/A	N/A

Note: Cells with N/A values do not require data.

Note: The 2019–2020 data are not available. Due to the COVID-19 pandemic, Executive Order N-30-20 was issued which waives the requirement for statewide testing for the 2019–2020 school year.

Last updated: 1/6/2021

CAASPP Test Results in Science for All Students
Grades Five, Eight and High School
Percentage of Students Meeting or Exceeding the State Standard

Subject	School 2018–2019	School 2019–2020	District 2018–2019	District 2019–2020	State 2018–2019	State 2019–2020
Science (grades 5, 8, and high school)						

Note: Cells with N/A values do not require data.

Note: The 2019–2020 data are not available. Due to the COVID-19 pandemic, Executive Order N-30-20 was issued which waived the requirement for statewide testing for the 2019–2020 school year.

Note: The new California Science Test (CAST) was first administered operationally in the 2018–2019 school year.

Last updated: 1/6/2021

CAASPP Tests Results in Science by Student Group
Grades Five, Eight and High School (School Year 2019–2020)

Student Group	Total Enrollment	Number Tested	Percent Tested	Percent Not Tested	Percent Met or Exceeded
All Students	N/A	N/A	N/A	N/A	N/A
Male	N/A	N/A	N/A	N/A	N/A
Female	N/A	N/A	N/A	N/A	N/A
Black or African American	N/A	N/A	N/A	N/A	N/A
American Indian or Alaska Native	N/A	N/A	N/A	N/A	N/A
Asian	N/A	N/A	N/A	N/A	N/A
Filipino	N/A	N/A	N/A	N/A	N/A
Hispanic or Latino	N/A	N/A	N/A	N/A	N/A
Native Hawaiian or Pacific Islander	N/A	N/A	N/A	N/A	N/A
White	N/A	N/A	N/A	N/A	N/A
Two or More Races	N/A	N/A	N/A	N/A	N/A
Socioeconomically Disadvantaged	N/A	N/A	N/A	N/A	N/A
English Learners	N/A	N/A	N/A	N/A	N/A
Students with Disabilities	N/A	N/A	N/A	N/A	N/A
Students Receiving Migrant Education Services	N/A	N/A	N/A	N/A	N/A
Foster Youth	N/A	N/A	N/A	N/A	N/A
Homeless	N/A	N/A	N/A	N/A	N/A

Note: Cells with N/A values do not require data.

Note: The 2019–2020 data are not available. Due to the COVID-19 pandemic, Executive Order N-30-20 was issued which waived the requirement for statewide testing for the 2019–2020 school year.

Last updated: 1/6/2021

Career Technical Education (CTE) Programs (School Year 2019–2020)

Students receive a variety of services aimed at preparing them for a transition from school to work as appropriate to the detention setting, for example, guest speakers conduct discussions about potential career opportunities. Students may receive individual guidance from a School to Career Liaison to increase opportunities for success in internships and employment once they are released from custody.

Due to the nature of the student population at Juvenile Court, the majority of the students may be participating in the transition and career education programs within other Marin County Office of Education Alternative Education programs. Students in those programs have access to Workability, School to Career and several Regional Occupational Programs (ROP).

Last updated: 1/6/2021

Career Technical Education (CTE) Participation (School Year 2019–2020)

Measure	CTE Program Participation
Number of Pupils Participating in CTE	0
Percent of Pupils that Complete a CTE Program and Earn a High School Diploma	0.00%
Percent of CTE Courses that are Sequenced or Articulated Between the School and Institutions of Postsecondary Education	0.00%

Last updated: 1/6/2021

Courses for University of California (UC) and/or California State University (CSU) Admission

UC/CSU Course Measure	Percent
2019–2020 Pupils Enrolled in Courses Required for UC/CSU Admission	0.00%
2018–2019 Graduates Who Completed All Courses Required for UC/CSU Admission	0.00%

State Priority: Other Pupil Outcomes

Last updated: 1/6/2021

The SARC provides the following information relevant to the State priority: Other Pupil Outcomes (Priority 8):

- Pupil outcomes in the subject area of physical education

California Physical Fitness Test Results (School Year 2019–2020)

Students in grades 5, 7 or 9 may not have been able to participate in this assessment and/or were not present during the assessment window.

Grade Level	Percentage of Students Meeting Four of Six Fitness Standards	Percentage of Students Meeting Five of Six Fitness Standards	Percentage of Students Meeting Six of Six Fitness Standards
-------------	--	--	---

Note: Cells with N/A values do not require data.

Note: The 2019–2020 data are not available. Due to the COVID-19 pandemic, Executive Order N-56-20 was issued which waived the requirement to administer the physical fitness performance test for the 2019–2020 school year.

Last updated: 1/6/2021

Questions: SARC TEAM | sarc@cde.ca.gov | 916-319-0406

California Department of Education
1430 N Street
Sacramento, CA 95814



2019–2020 School Accountability Report Card

C. Engagement

State Priority: Parental Involvement

[Translation Disclaimer](#)

Select Language

Powered by [Google Translate](#)

The SARC provides the following information relevant to the State priority: Parental Involvement (Priority 3):

- Efforts the school district makes to seek parent input in making decisions for the school district and each school site

Opportunities for Parental Involvement (School Year 2020–2021)

Our program and philosophy for education place a high value on the involvement of parents, guardians, and other student advocates - they are an integral part of the team in support of our students. Our School Site Council, which also serves as our English Learner Advisory and LCAP Parent Advisory are integrated to provide opportunities for parent/guardian leadership and decision making. During our meetings, parents have the opportunity to advise program leaders as well as to bring up important issues affecting the success of our students. The Alternative Education Site Council, as often as possible, includes a parent representative from the Juvenile Hall program.

Through a strong partnership with community organizations, we offer parent education events bi-monthly. Topics include - how to support academics; understanding adolescent health and decision making; preparing for college and career, and others determined by parent and community needs. We continue to develop our parent leadership by including parents in the organization and planning of these events and empowering them to become more involved in our school. We work closely with our community partners to develop parent education events and to reach out to families.

Finally, we hold frequent parent and support team member meetings with individual students who need a stronger holistic support plan. Parents can contact Ken Lippi, Marin County Office of Education - 415-499-5803

Last updated: 1/6/2021

State Priority: Pupil Engagement

The SARC provides the following information relevant to the State priority: Pupil Engagement (Priority 5):


- High school dropout rates; and
- High school graduation rates

Dropout Rate and Graduation Rate (Four-Year Cohort Rate)

Marin County Juvenile Court classroom is not intended to be a long term educational facility. It is very unusual for a student to graduate from the program, however, if a student is incarcerated near the end of the high school career, they may complete graduation requirements and earn a Marin County Office of Education diploma or Certificate of Completion.

Indicator	School 2016–2017	School 2017–2018	School 2018–2019	District 2016–2017	District 2017–2018	District 2018–2019	State 2016–2017	State 2017–2018	State 2018–2019
Dropout Rate	0.00%	0.00%	0.00%	37.00%	42.60%	83.60%	9.10%	9.60%	9.00%
Graduation Rate	0.00%	0.00%	0.00%	29.60%	24.60%	12.70%	82.70%	83.00%	84.50%

Dropout/Graduation Rate (Four-Year Cohort Rate) Chart



Last updated: 1/6/2021

State Priority: School Climate

The SARC provides the following information relevant to the State priority: School Climate (Priority 6):

- Pupil suspension rates;
- Pupil expulsion rates; and
- Other local measures on the sense of safety

Students in this setting are not expelled or suspended from class.

Suspensions and Expulsions

(data collected between July through June, each full school year respectively)

Rate	School 2017-2018	School 2018-2019	District 2017-2018	District 2018-2019	State 2017-2018	State 2018-2019
Suspensions	0.00%	0.00%	13.90%	12.20%	--	--
Expulsions	0.00%	0.00%	0.00%	0.00%	--	--

Suspensions and Expulsions for School Year 2019-2020 Only

(data collected between July through February, partial school year due to the COVID-19 pandemic)

Rate	School 2019-2020	District 2019-2020	State 2019-2020
Suspensions	0.00%	2.60%	--
Expulsions	0.00%	0.00%	--

Note: The 2019-2020 suspensions and expulsions rate data are not comparable to prior year data because the 2019-2020 school year is a partial school year due to the COVID-19 crisis. As such, it would be inappropriate to make any comparisons in rates of suspensions and expulsions in the 2019-2020 school year compared to prior years.

Last updated: 1/6/2021

School Safety Plan (School Year 2020-2021)

Juvenile Hall is a program of the County of Marin's Probation Department, and operates under the leadership of the Juvenile Division. MCOE operates a classroom within Juvenile Hall with one Certificated teacher, who coordinates with the Juvenile Hall Director and the Juvenile Hall staff to review, discuss and implement established safety plans which are updated by the Juvenile Division on an on-going basis. Key elements of the Juvenile Hall safety plan include around the clock supervision, access to mental health and physical health professionals, initial screening and placement, crisis intervention, restorative justice programs, and special services for students placed in foster care. Additionally, all visitors are subject to search upon entry, and staff and students are trained in emergency response for earthquake, fire, and lockdown, etc.

Last updated: 1/6/2021



[SARC Home](#) » Marin County Juvenile Court

2019–2020 School Accountability Report Card

D. Other SARC Information

The information in this section is required to be in the SARC but is not included in the state priorities for LCFF.

[Translation Disclaimer](#)

Select Language ▼

Powered by Google Translate

Ratio of Pupils to Academic Counselor (School Year 2019–2020)

Title	Ratio
Pupils to Academic Counselor*	0.0

*One full time equivalent (FTE) equals one staff member working full time; one FTE could also represent two staff members who each work 50 percent of full time.

Last updated: 1/6/2021

Student Support Services Staff (School Year 2019–2020)

Title	Number of FTE* Assigned to School
Counselor (Academic, Social/Behavioral or Career Development)	0.00
Library Media Teacher (Librarian)	0.00
Library Media Services Staff (Paraprofessional)	0.00
Psychologist	0.10
Social Worker	0.00
Nurse	0.00
Speech/Language/Hearing Specialist	0.10
Resource Specialist (non-teaching)	0.00
Other	0.00

*One full time equivalent (FTE) equals one staff member working full time; one FTE could also represent two staff members who each work 50 percent of full time.

Last updated: 1/6/2021

Types of Services Funded (Fiscal Year 2019–2020)

Juvenile Hall students received individualized and group instruction in the basic academic areas. Additional school services included English as a Second Language and Special Education services as needed. Eligible students may also study for the High School equivalency testing.

Alternative Education funding revenues are no longer restricted under LCFF. Please refer to the Marin County Office of Education - Marin's Community School LCAP for more information as it pertains to the types of services funded.

Last updated: 1/6/2021

Advanced Placement (AP) Courses (School Year 2019–2020)

Due to the nature of the student population that participates in the Juvenile Court programs, AP course are not offered. Individualized Academic plans are developed for each student as they enter the program. The majority of students are defined as being more "short-term" in nature and return to district programs and/or other alternative education program options.

Percent of Students in AP Courses 0.00%

Subject	Number of AP Courses Offered*
Computer Science	0
English	0
Fine and Performing Arts	0
Foreign Language	0
Mathematics	0
Science	0
Social Science	0
Total AP Courses Offered*	0

*Where there are student course enrollments of at least one student.

Last updated: 1/6/2021

Professional Development

Measure	2018–2019	2019–2020	2020–2021
Number of school days dedicated to Staff Development and Continuous Improvement	11	11	11

Questions: SARC TEAM | sarc@cde.ca.gov | 916-319-0406

California Department of Education
 1430 N Street
 Sacramento, CA 95814